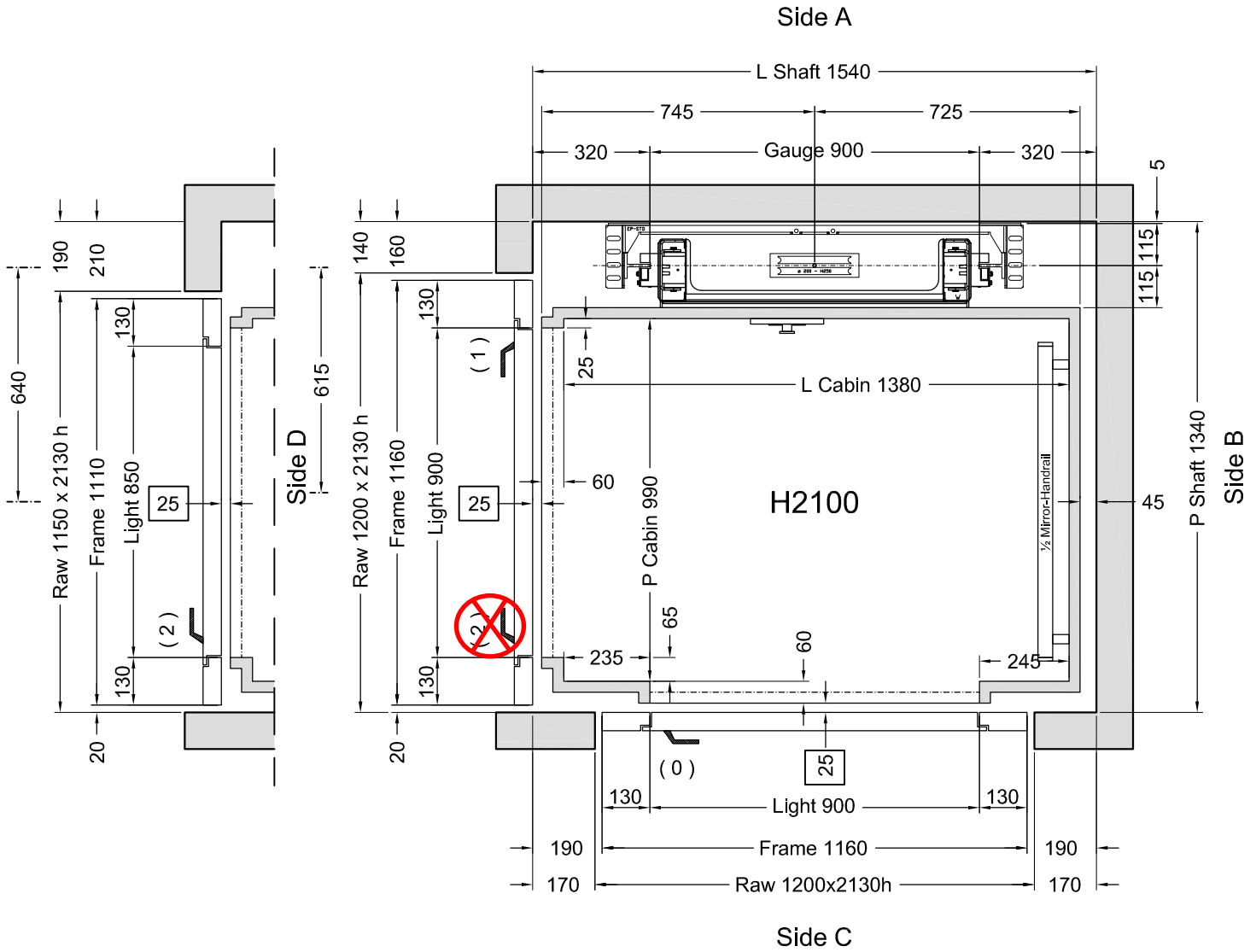


FLOOR DOOR

Side B	Side C	Side D	VERSION	H LIGHT	H FRAME	FRAME	WINDOW	GLASS	ACCESSORIES
	G	1	Not Supplied by EP	2000	2110				C2
		2	Not Supplied by EP	2000	2110				C2

C1 = Enabling key for the floor button pad (single insertion) C2 = Enabling key for the floor button pad (double insertion) PM = Button pad on the wall PE = Outside lock and button pad



Customer own flooring: Dimensions **1410 (L) x 1020 (P)** thks **20 mm** Weight: **50 kg**

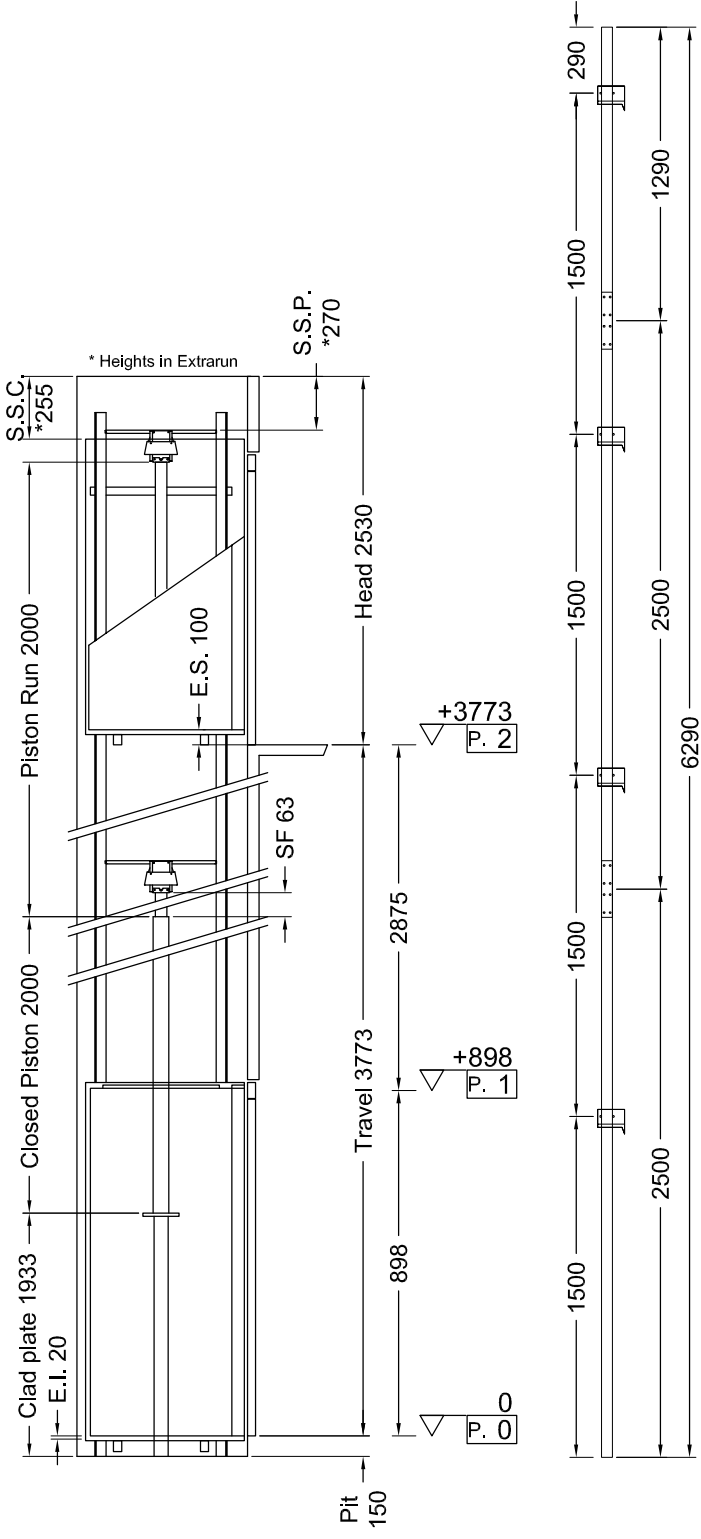
Stops: 3 - Doors: 3

Shaft in **Masonry (Muratura)**

		Designer	Date	Final Design Drawings	
				Model	SHEET
				ELFO	1/2
				SHEET DIMENS.	A3
				SCALE	1:12.5
		Final Design Drawings D.Tomei	1° STESURA 15/12/14		
		CAPACITY 300 kg	AREA m ² 1,39	CAPACITY	

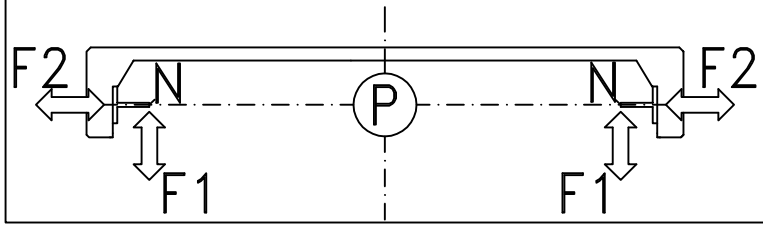
ACCESSORI:

- Chiave abilitazione pulsantiera cabina a doppia estrazione
- Guide in barre da 2,5 m
- Pompa a mano
- Pressostato con segnalazione di sovraccarico
- Due velocità
- Ritorno piano basso con tempo regolabile
- Telefono a cura Lift Shop
- Fotocellula tutta parete V2
- Manovra Automatica 2011
- Pulsanti In Cabina "G 1 2"
- Dispositivo falsa testata



Indirect Installation	Speed 0,3 m/s	15/12/14 18.02 (V.2846)
-----------------------	---------------	-------------------------

THRUST DURING NORMAL OPERATION			THRUST OF SAFETY DEVICE INTERVENT.		
P	(N)	10742	P	(N)	501
N	(N)	573	N	(N)	7233
F1	(N)	1382	F1	(N)	2303
F2	(N)	349	F2	(N)	582



MACHINERY LOCATION			
At floor	G	Length of the hose travel	3000 (mm)
Cables enter in shaft: Side	B	Hydraulic unit model	-*

CABIN		CABIN ACCESSORIES	
Panels	Similinox F12PPS	½ Mirror	Lati B
Finishes	Inox Scotch Brite	Handrail	INOX S.B., Lati B
Oper. panel	VERTICAL	Outside covering	Roof
Floor	By Customer	Outside finishing	F41PPS
Ceiling	DAMA - Similinox F12PPS		

- OTHER ACCESSORIES**
- Enabling key for the cabin button pad, double insertion
 - Guides dimension 2.5 m
 - Manual pump
 - Manostat with overweight signal
 - Two speed
 - Return to the lower floor after adjustable time
 - Telephone by Lift Shop
 - Full height Infra-red curtain V2
 - Automatic Control 2011
 - Cabin Buttons "G 1 2"
 - False head device

	Final Design Drawings	1° STESURA
	D. Tomei	15/12/14
	Final Design Drawings	
	SCALE	SHEET
	OUT OF SCALE	2/2