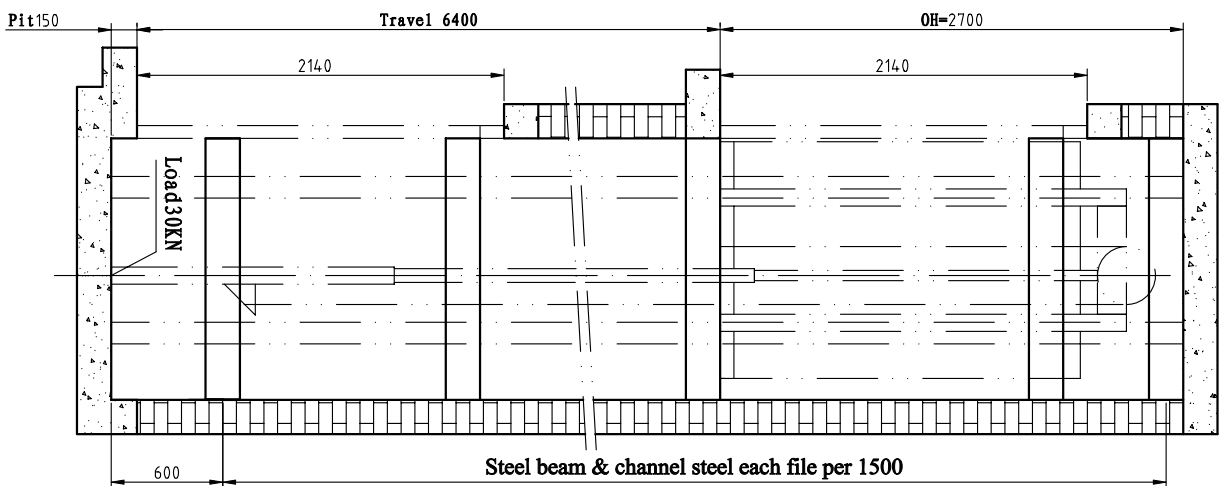


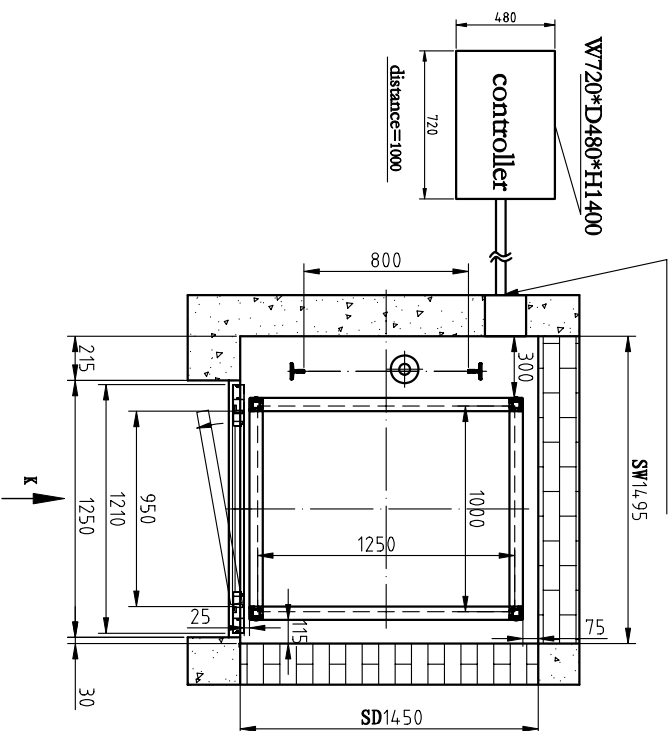
Shaft Section



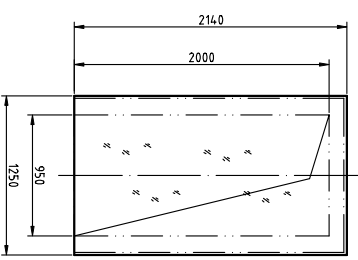
Shaft Plan

1: 30

A hole of 200\*200 on the shaft to the controller



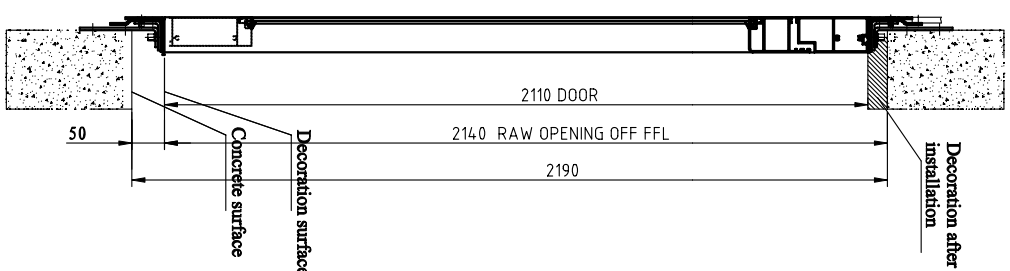
K Direction



OH	2700
	344.0
1	2960
Floorheight	

Sketch for landing door assembly

1: 8



Main Parameters

Type	TJY320	
Structure	Reinforced concrete	
Load	320kg	
Car Size	1000X1250X2000	
Door	Car door	Without
	Hall door	Swing
Ratio	Side acting 2:1	
Speed	0.25m/s	
Output	2.9KW	
Power Pact	Drive	240V 1 phase
	Light	240V 1 phase 50Hz 30A

SHOW ROOM:

NSW:  
1 / 75 Corish Circle  
Eastgardens NSW 2036  
T: (02) 9666 3939  
F: (02) 9666 3949

VIC:  
1/1 Belgium Ave  
Richmond, 3121  
T: (03) 9421 4222  
F: (03) 9421 4333

QLD:  
Home Ideas Centre, 66 Merivale St.  
South Bank Brisbane  
T: (07) 3014 0633  
W.A:  
Home Base Expro, 55 Salvado Rd.  
Subiaco, Perth  
T: (08) 9460 0666

Toll Free: 1800 440 714  
www.liftshop.com.au

Drawing No.	D1103088B	Controller position	<input type="checkbox"/> Close <input type="checkbox"/> Near
Project	16318		
Version	2	<input type="checkbox"/> LDR OB <input type="checkbox"/> LDR m	
Contract No.	L13232DY6399		
Final Drawing			320kg hydraulic home lift

Confirmed by customer's signature

Design	zhuzifei	Approve	
Check	gubangang	Date	2011.7.12

