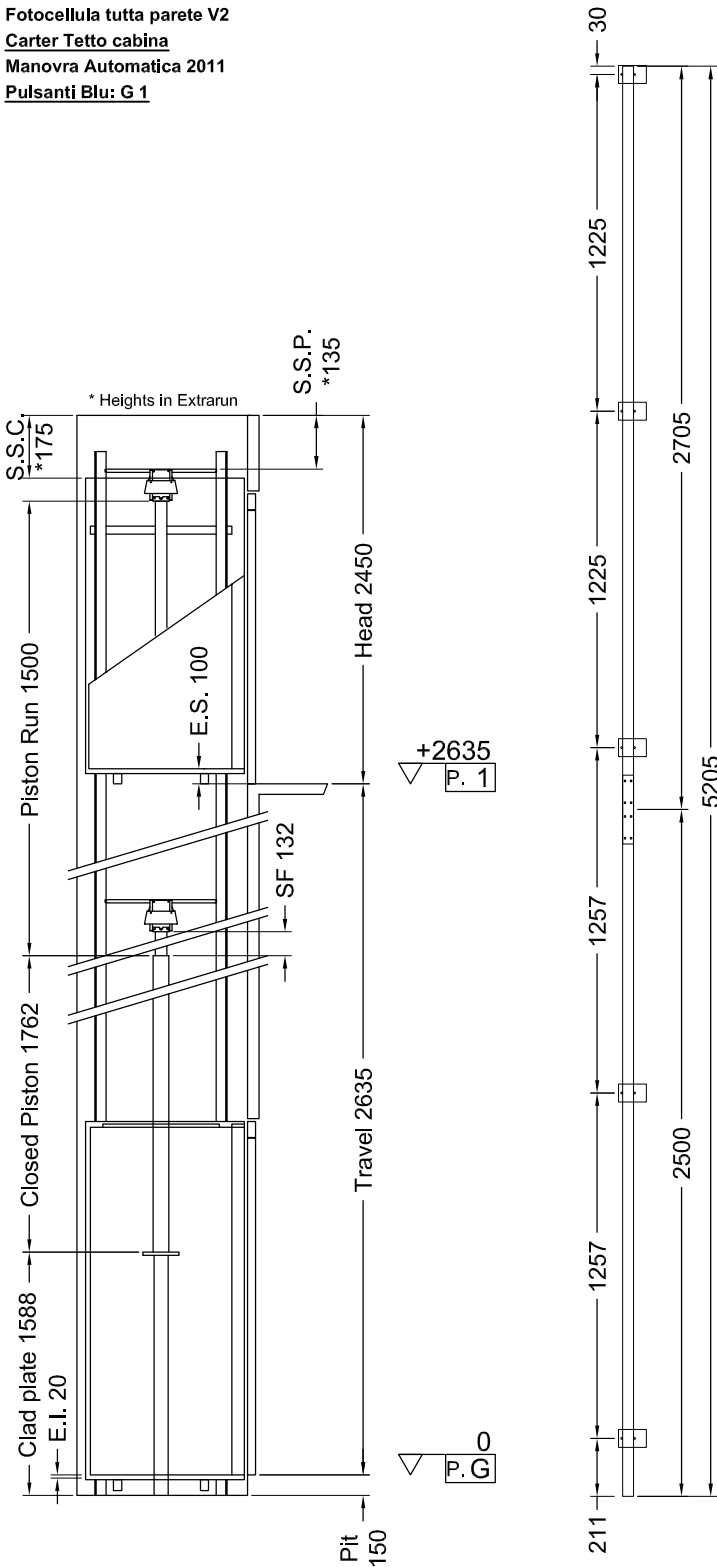


ACCESSORI:

- Chiave abilitazione pulsantiera cabina a doppia estrazione
- Guide in barre da 2,5 m
- Pompa a mano
- Pressostato con segnalazione di sovraccarico
- Due velocità
- Ritorno piano basso con tempo regolabile
- Dltec
- Dispositivo falsa testata
- Maniglie CASPIM
- Telefono a cura Lift Shop
- Fotocellula tutta parete V2
- Carter Tetto cabina
- Manovra Automatica 2011
- Pulsanti Blu: G 1

- Telefono a cura Lift Shop
- Fotocellula tutta parete V2
- Carter Tetto cabina
- Manovra Automatica 2011
- Pulsanti Blu: G 1



Indirect Installation	Speed 0,3 m/s	20/11/14 15.28 (V.2846)
-----------------------	---------------	-------------------------

THRUST DURING NORMAL OPERATION			THRUST OF SAFETY DEVICE INTERVENT.		
P	(N)	10181	P	(N)	461
N	(N)	463	N	(N)	6790
F1	(N)	1335	F1	(N)	2224
F2	(N)	318	F2	(N)	531

SPACES		PRESSURES		
E.I.	Extrarun below cabin (mm)	20	Max static pressure (bar)	32,68
E.S.	Extrarun above cabin (mm)	100	Min static pressure (bar)	17,38
SF.	Piston extraction (mm)	132	Overpressure limit (bar)	45,75
S.S.P.	Piston/head (mm)	135	Residual pressure (bar)	1,2
S.S.C.	Cabin/head (mm)	175		

HYDRAULIC UNIT		MECHANICAL PARTS	
Central unit	GMV HL 3010 (-*)	Guide rails	T70-2A
Capacity (l/min)	35	Brackets	(Nr) 5
Motor (V)	MF230V	Ropes	Ø 9 mm 6-(1+9+9)
Power (Kw)	2,9	Cables length (mm) 2 x	8000
Nominal current (A)	19	Min actual breaking load (N)	47300
Piston	Start Home (ø) 70x5x1500		
Opt. oil position	BASSO		
Tubing	3/4" EN 853 1SN - FD 3/4" - GOMITO 3/4"		
Tubing length (mm)	6000		
Min hydraulic oil (L)	38		

SECURITY DEVICES	Manufacturer	Model	Certificate
Safety Gear	PFB	BP1	TÜV AFV515
Block Valve	START ELEVATOR	1/2" 0327	CA50.00525
Key Locks	Prudhomme	PLT/L/CPX NL 11-400-1002-125-02	

MACHINERY LOCATION			
At floor	G	Length of the hose travel	2000 (mm)
Cables enter in shaft: Side	A		

CABIN		CABIN ACCESSORIES	
Panels	F41PPS	Panoramic	Side B
Finishes	Inox Scotch Brite	Handrail	Inox S.B., Side B
Oper. panel	VERTICAL (Like finishes)	Outside covering	Side B, C, D, Roof, Side A
Floor	121-003 - DARK BROWN	Outside finishing	F41PPS
Ceiling	LABIRINT Led Strips - F41PPS		

OTHER ACCESSORIES
Enabling key for the cabin button pad, double insertion
Guides dimension 2.5 m
Manual pump
Manostat with overweight signal
Two speed
Return to the lower floor after adjustable time
Dltec
False head device
Handles CASPIM
Telephone by Lift Shop
Full height Infra-red curtain V2
Roof covering
Automatic Control 2011
Blue Buttons: G 1

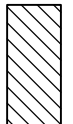
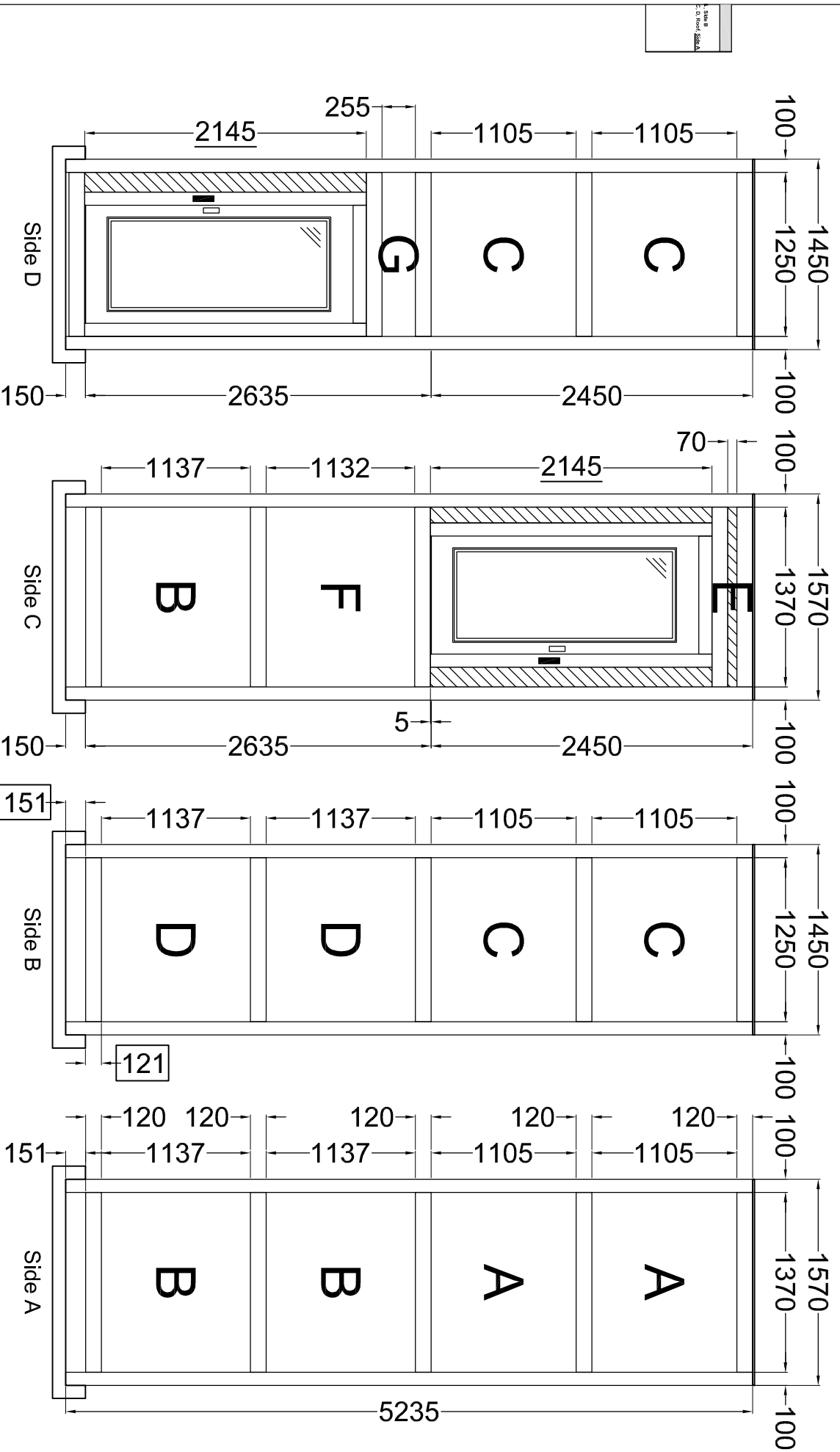


Final Drawings	1° STESURA
L. Del Bianco	19/11/14
Final Drawings	
SCALE	SHEET
OUT OF SCALE	2/4

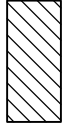
Shaft V66 ()

ENVIRONMENT	VERSION	Cladding	START	ROOF	ANCHORAGE
Inside	G + RAL *	Glass Transparent	Pit bottom	For Inside	Anchorage to care of the Customer. Ancoraggio a cura del Committente.
Interno	Z + RAL *	Vetro Trasparente	Fondo Fossa	Per interno	

(*) Galvanized and RAL 9007
 (**) Zincata e RAL 9007
 Anchorage in height of 3 frames in head and every 3.5 m max



Cladding Galvanized and RAL 9007



Tamponamento Zincato Verniciato RAL 9007