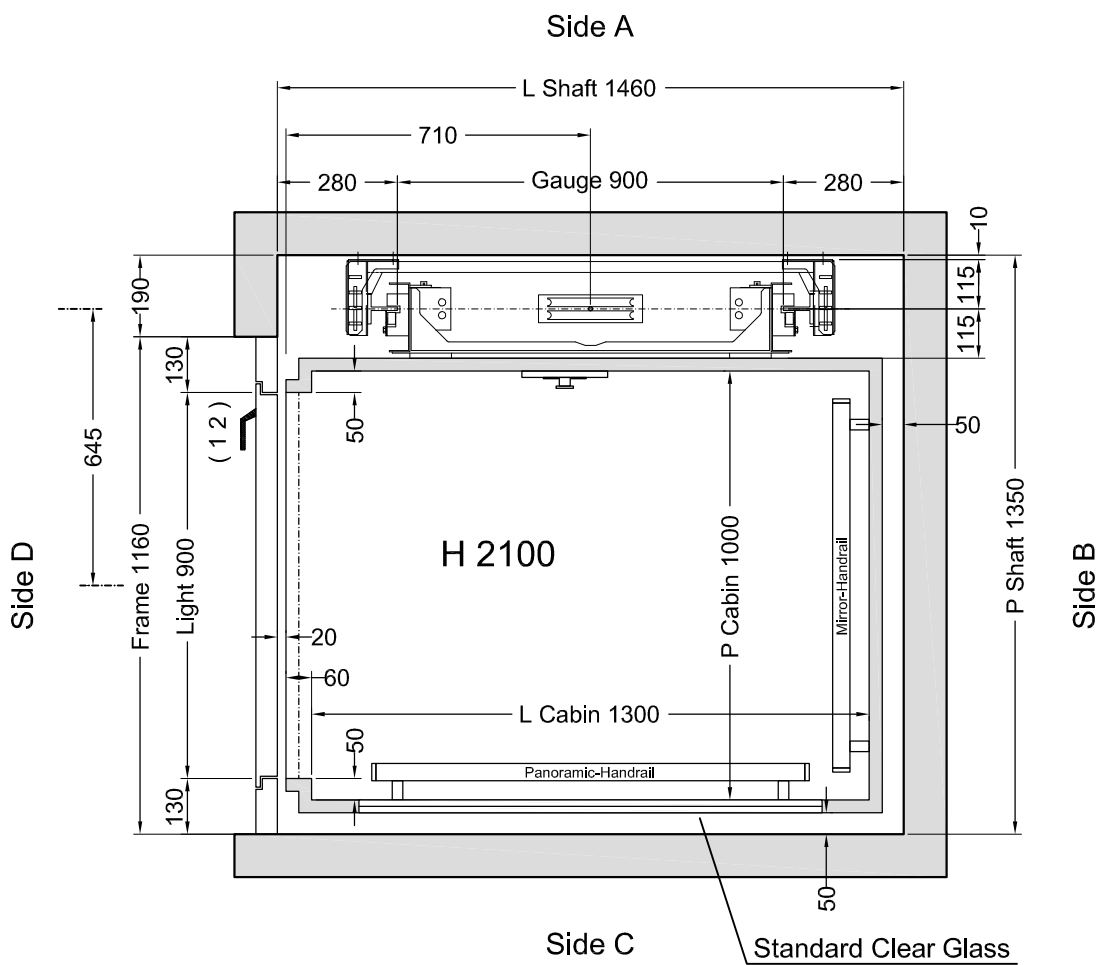


## FLOOR DOOR

Side B	Side C	Side D	VERSION	H LIGHT	H FRAME	WINDOW	GLASS	ACCESSORIES	C1	C2	PM	PE
		1 2	Excluded from delivery	2000	2110					X		

C1 = Enabling key for the floor button pad (single insertion) C2 = Enabling key for the floor button pad (double insertion) PM = Button pad on the wall PE = Outside lock and button pad

**Automatic  
Control 2010  
0,30 m/s**



**Stops: 2 - Doors: 2**

Shaft in **Masonry (Muratura)**

Customer own flooring: Dimensions **1330 (L) x 1000 (P)** thks **15 mm** Weight: **50 kg**

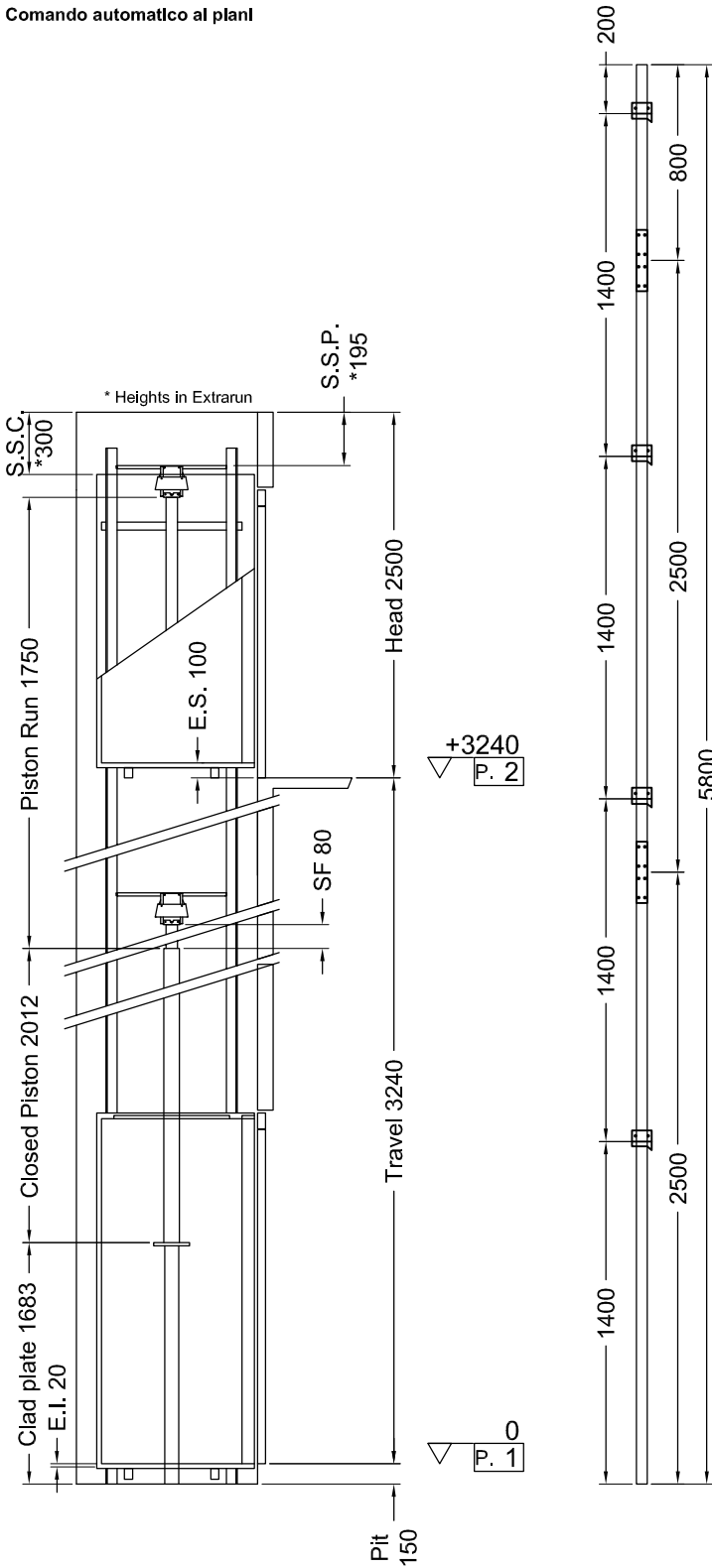
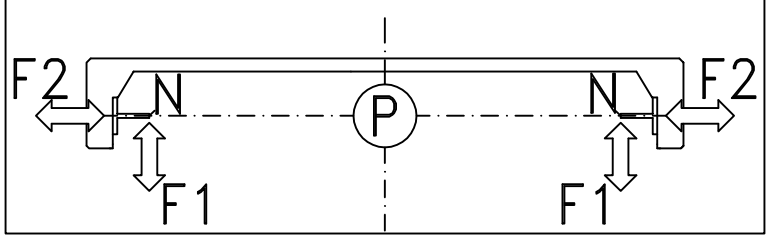
VERSIONS	Description	Designer	Date	Final Design Drawings
		L & P Vano/Cabina; Poste Escluse; Dist. L.M.	L.Del Bianco	
		Final Design Drawings L.Del Bianco	1° STESURA 15/10/11	CAPACITY <b>350 kg</b>
		AREA m <sup>2</sup> <b>1,3</b>	CAPACITY <b>1,3</b>	

**ACCESSORI:**

- Chiave abilitazione pulsantiera cabina a doppia estrazione
- Guide in barre da 2,5 m
- Pompa a mano
- Pressostato con segnalazione di sovraccarico
- Doppia velocità
- Ritorno piano basso con tempo regolabile
- Combinatore telefonico
- Arcata rinforzata
- Maniglie CASPIM
- Fotocellula tutta parete
- Comando automatico al piano

Indirect Installation      Speed 0,3 m/s      31/01/12 10.16 (V.2508)

THRUST DURING NORMAL OPERATION			THRUST OF SAFETY DEVICE INTERVENT.		
P	(N)	11288	P	(N)	481
N	(N)	522	N	(N)	7567
F1	(N)	1564	F1	(N)	2606
F2	(N)	368	F2	(N)	613



MACHINERY LOCATION		
At floor	1	Length of the hose travel 3000 (mm)
Cables enter in shaft: Side	A	

CABIN		CABIN ACCESSORIES	
Panels	Galvanized sheet	Mirror	Lati B
Finishes	Inox Scotch Brite	Panoramic	Lati C
Oper. panel	VERTICAL	Handrail	Inox S.B., Lati B,C
Floor	By Customer	Riv. Est.	Side C
Roof	SPOTS LED - Inox BA (Lucido)	Riv. Esterno	Inox Scotch Brite

- OTHER ACCESSORIES**
- Enabling key for the cabin button pad, double insertion
  - Guides dimension 2.5 m
  - Manual pump
  - Manostat with overweight signal
  - Double speed
  - Return to the lower floor after adjustable time
  - Autodial
  - Reinforced arcade
  - Handles CASPIM
  - Full height infra-red curtain
  - Automatic call to floors

The approval of this plan serves also as confirmation of delivery of the masonry manual rev.3.

	Final Design Drawings L. Del Bianco	1° STESURA 15/10/11
	Final Design Drawings	Final Design Drawings
	SCALE OUT OF SCALE	SHEET 2/2