FLOOR DOOR

Side B	Side C	Side D	VERSION	H LIGHT	H FRAME	FRAME	WINDOW	GLASS	ACCESSORIES
1		2	3 Panels Inox Scotch Brite	2000	2210	Inox Scotch Brite	Panoramic	Transparent	C2 - Icaro Display

C1 = Enabling key for the floor button pad (single insertion) C2 = Enabling key for the floor button pad (double insertion) PM = Button pad on the wall PE = Outside lock and button pad

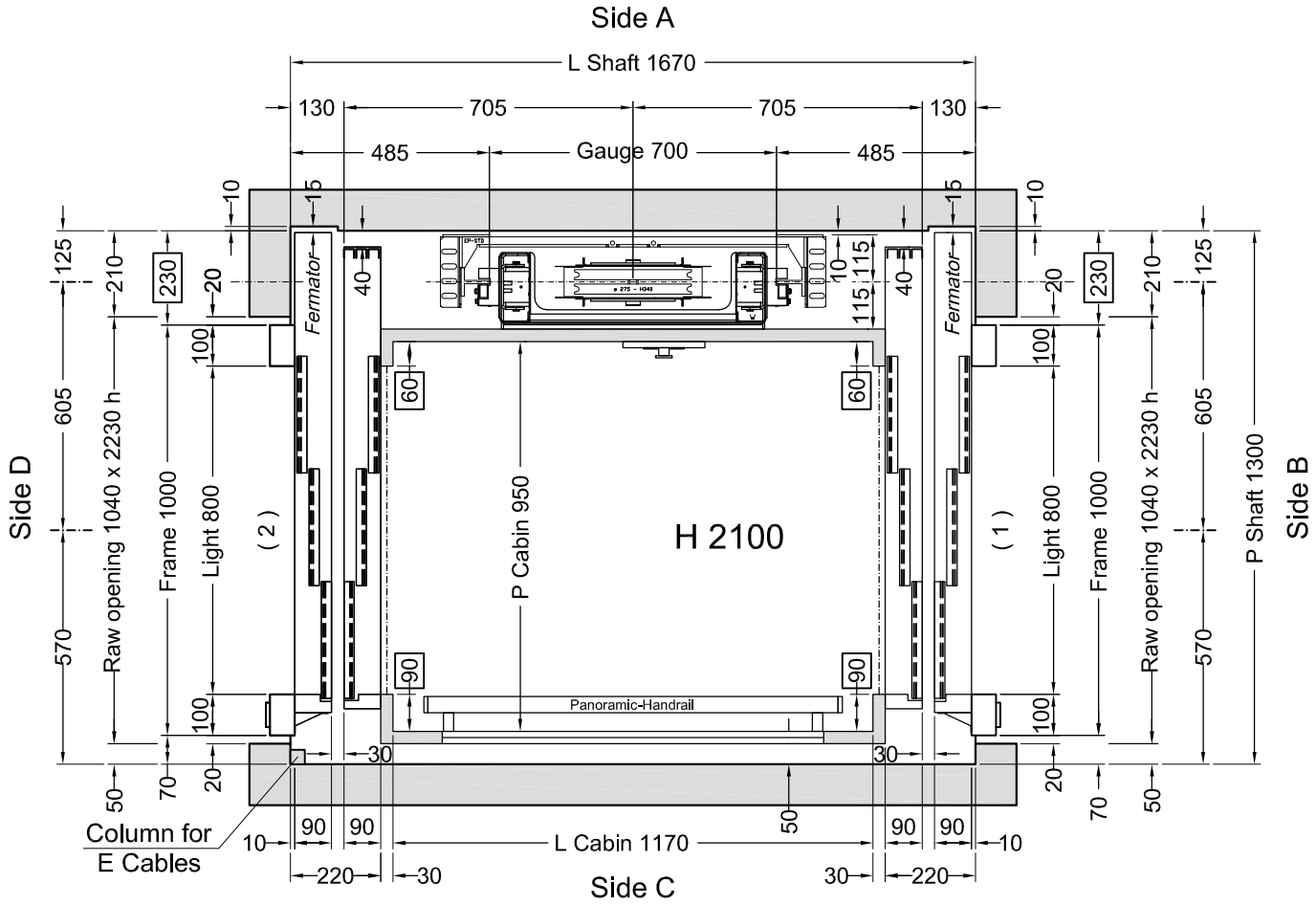

Stops: 2 - Doors: 2

Shaft in **Masonry (Muratura)**

Customer own flooring: Dimensions **1230** (L) x **950** (P) thks **20** mm Weight: **40** kg

	Designer	Date	Final Drawings	
			Model ELFO 2	SHEET 1/2
	D.Ogliastro	28/08/2014		
	L. Del Bianco	28/07/2014		SHEET DIMENS. A3
	L. Del Bianco	09/06/2014		
	Final Drawings L. Del Bianco	1° STESURA 07/04/14		SCALE 1:12.5
	CAPACITY 350 kg	AREA m² 1,12	CAPACITY	

ACCESSORI:

- Chiave abilitazione pulsantiera cabina a doppia estrazione
- Guide in barre da 2,5 m
- Pompa a mano
- Pressostato con segnalazione di sovraccarico
- Due velocità
- Ritorno piano basso con tempo regolabile
- Dispositivo falsa testata
- Telefono a cura Lift Shop
- Fotocellula tutta parete V2
- Display ICARO in cabina
- Manovra Automatica 2011
- Pulsante apriporta in cabina

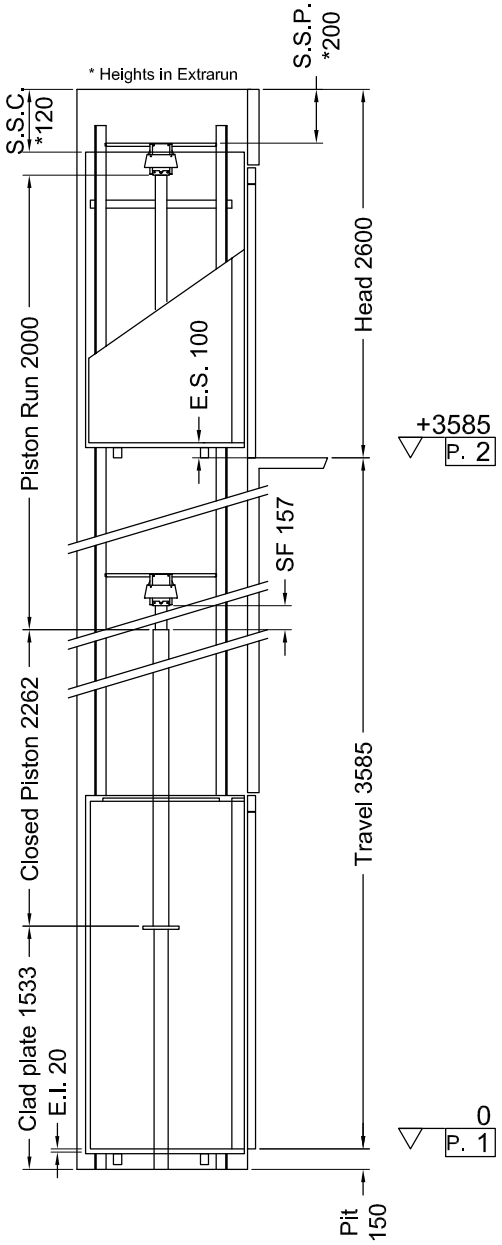

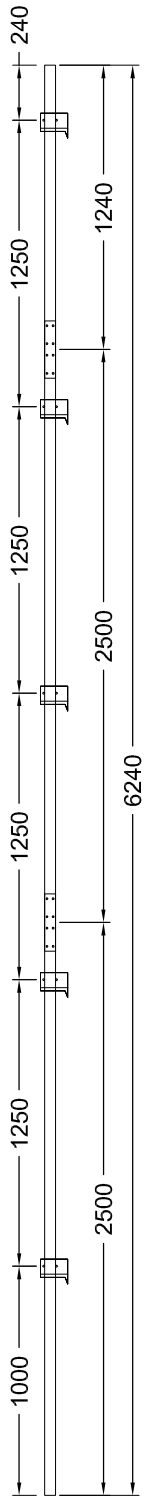

Indirect Installation	Speed 0,3 m/s	02/09/14 14.26 (V.2846)

THRUST DURING NORMAL OPERATION			THRUST OF SAFETY DEVICE INTERVENT.		
P	(N)	**13104**	P	(N)	550
N	(N)	**562**	N	(N)	8748
F1	(N)	**1484**	F1	(N)	2474
F2	(N)	**294**	F2	(N)	490

SPACES				PRESSURES		
E.I.	Extrarun below cabin	(mm)	**20**	Max static pressure	(bar)	**44,15**
E.S.	Extrarun above cabin	(mm)	**100**	Min static pressure	(bar)	**26,3**
SF.	Piston extraction	(mm)	**157**	Overpressure limit	(bar)	**61,8**
S.S.P.	Piston/head	(mm)	**200**	Residual pressure	(bar)	**1,43**
S.S.C.	Cabin/head	(mm)	**120**			

HYDRAULIC UNIT			MECHANICAL PARTS		
Central unit		**GMV HL 3010 (-*)**			
Capacity (l/min)		**35**	Runners		**T70-2A**
Motor	(V)	**MF230V**	Brackets	(Nr)	**5**
Power	(Kw)	**3,4**	Cables	Ø	**11 mm 6-(1+9+9)**
Nominal current	(A)	**19**	Cables lenght (mm) 2 x		**9000**
Piston	**START Home** (ø)	**70x5x2000**	Min actual breaking load (N)		**70700**
Opt. oil position		**BASSO**			
Tubing		**3/4" EN 853 1SN - FD 3/4" - GOMITO 3/4"**			
Tubing lenght	(mm)	**11000**			
Min hydraulic oil	(L)	**42**			

SECURITY DEVICES	Manufacturer	Model	Certificate
Safety Gear	**PFB**	**BP1**	**TÜV AFV515**
Block Valve	**START ELEVATOR**	**1/2" 0327**	**CA50.00525**
Key Locks	**FERMATOR**	**210/10/40**	

MACHINERY LOCATION				
At floor	**1**	Length of the hose travel	**7000**	(mm)
Cables enter in shaft: Side	**A**			

CABIN		CABIN ACCESSORIES	
Panels	**Similinox F12PPS**	Panoramic	**Side C**
Finishes	**Inox Scotch Brite**	Handrail	**Inox S.B., Side C**
Oper. panel	**VERTICAL (Like finishes)**	Outside covering	**Side C**
Floor	**By Customer**	Outside finishing	**Inox Scotch Brite**
Ceiling	**DAMA Led Strips - Bianco A1**		

Cabin Doors

Side B: 3-Panels Automatic Sliding doors, Panoramic Transparent-Inox Scotch Brite

Side D: 3-Panels Automatic Sliding doors, Panoramic Transparent-Inox Scotch Brite

OTHER ACCESSORIES

- Enabling key for the cabin button pad, double insertion
- Guides dimension 2.5 m
- Manual pump
- Manostat with overweight signal
- Two speed
- Return to the lower floor after adjustable time
- False head device
- Telephone by Lift Shop
- Full height infra-red curtain V2
- ICARO display in cabin
- Automatic Control 2011
- Door Open Button on C.O.P.

Final Drawings	L. Del Bianco	1° STESURA	07/04/14
Final Drawings			
SCALE	OUT OF SCALE	SHEET	2/2