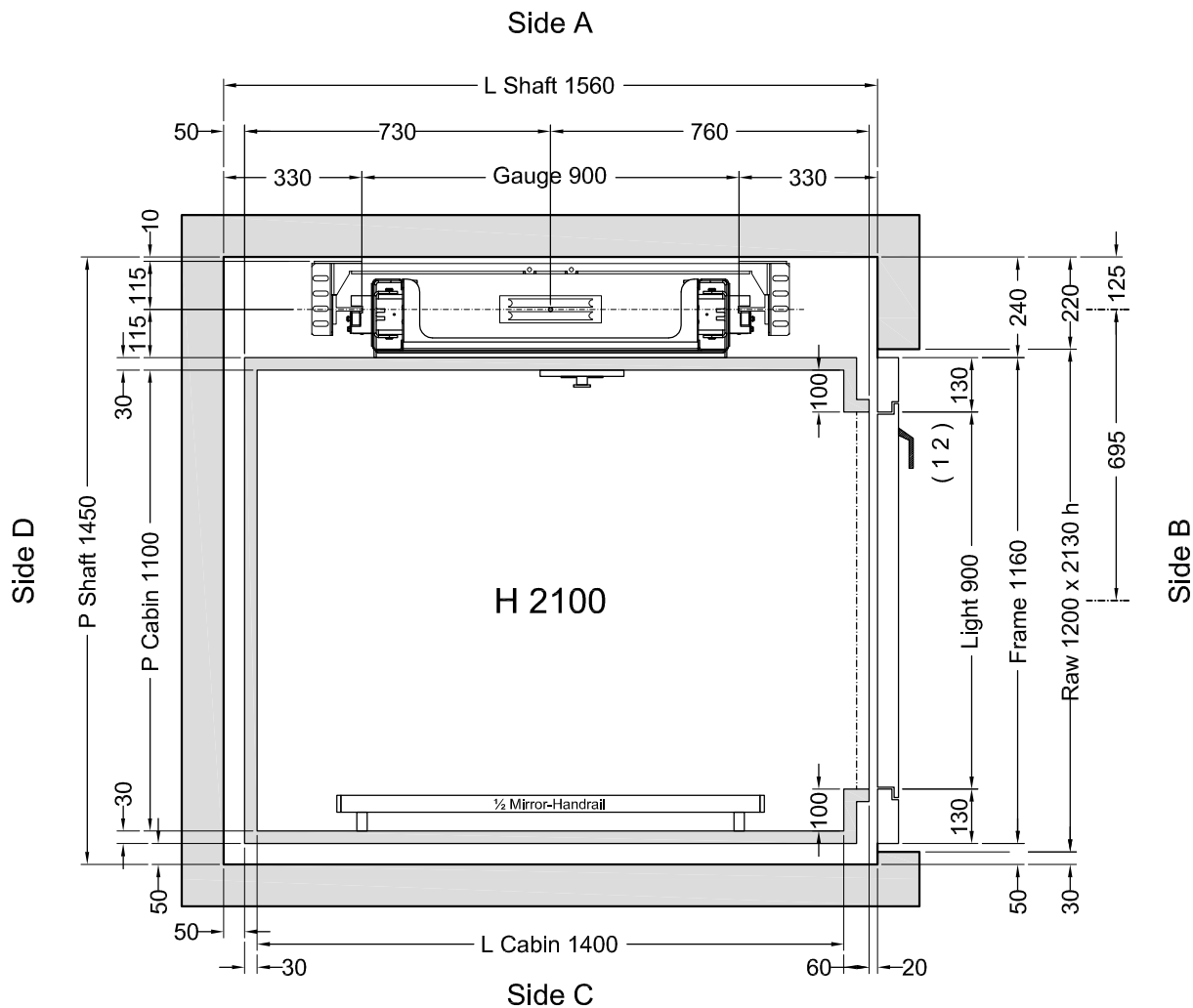


FLOOR DOOR

Side B	Side C	Side D	VERSION	H LIGHT	H FRAME	WINDOW	GLASS	ACCESSORIES	C1	C2	PM	PE
1	2		Not Supplied by EP	2000	2110					X		

C1 = Enabling key for the floor button pad (single insertion) C2 = Enabling key for the floor button pad (double insertion) PM = Button pad on the wall PE = Outside lock and button pad

**Automatic
Control 2010
0,30 m/s**



Stops: 2 - Doors: 2

Shaft in **Masonry (Muratura)**

Customer own flooring: Dimensions **1430 (L) x 1100 (P)** thks **15 mm** Weight: **27 kg**

VERSIONS	Description	Designer	Date	Final Design Drawings
	Corsa; dist. LM; Tolto riv. Est.	Colamarino	23/05/2013	
	Preliminary Drawings L. Del Bianco	1° STESURA 26/02/13		SHEET 1/2 SHEET DIMENS. A3 SCALE 1:12.5
CAPACITY		AREA m ²	CAPACITY	
350 Kg		1,54		

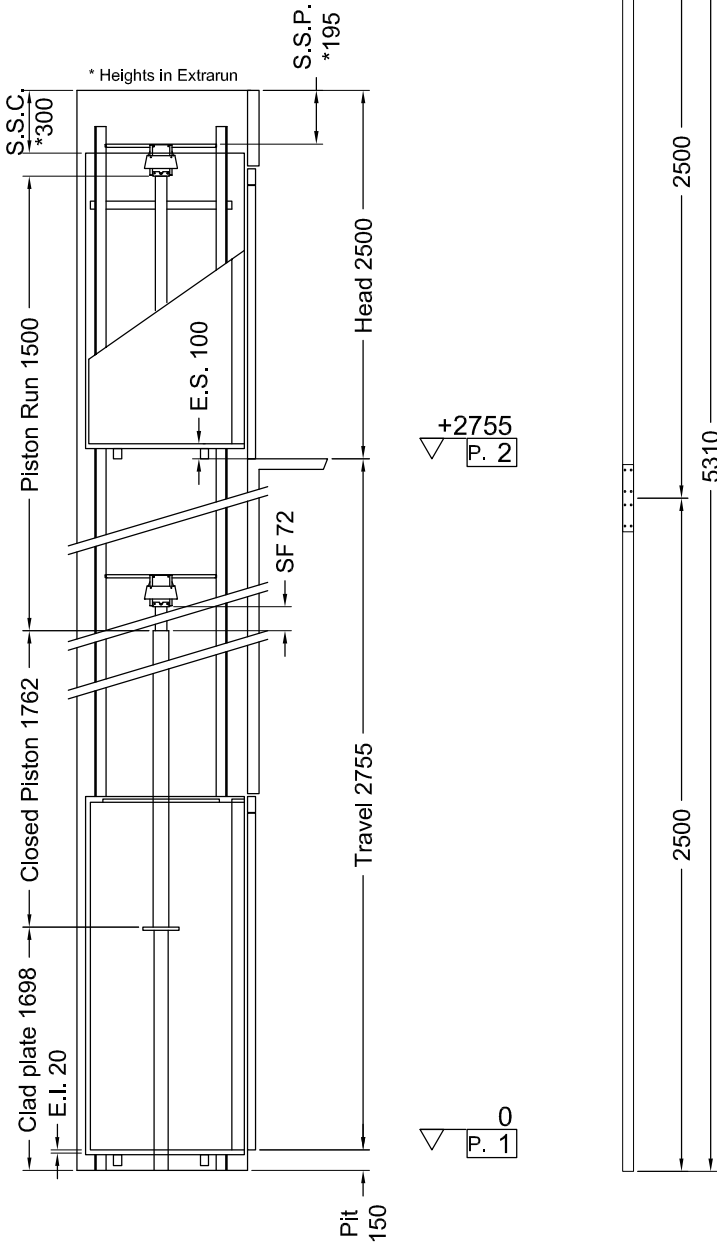
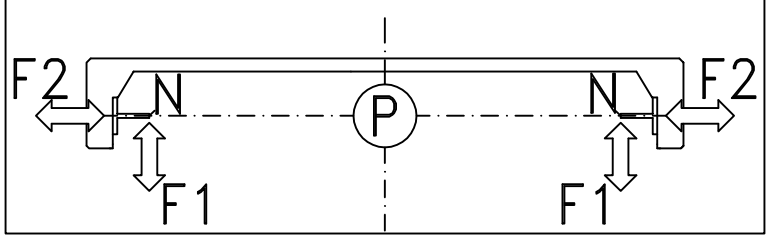


ACCESSORI:

- Chiave abilitazione pulsantiera cabina a doppia estrazione
- Guide in barre da 2,5 m
- Pompa a mano
- Pressostato con segnalazione di sovraccarico
- Due velocità
- Telefono
- Fotocellula tutta parete
- Manovra Automatica 2012
- Carter Tetto cabina

Indirect Installation Speed 0,3 m/s 23/05/13 10.29 (V.2781)

THRUST DURING NORMAL OPERATION			THRUST OF SAFETY DEVICE INTERVENT.		
P	(N)	12097	P	(N)	461
N	(N)	479	N	(N)	8083
F1	(N)	1823	F1	(N)	3038
F2	(N)	434	F2	(N)	723



MACHINERY LOCATION		
At floor	1	Length of the hose travel 1000 (mm)
Cables enter in shaft: Side	A	

CABIN		CABIN ACCESSORIES	
Panels	Similinox F12PPS	½ Mirror	Lati C
Finishes	Inox Scotch Brite	Handrail	INOX S.B., Lati C
Oper. panel	VERTICAL	Outside covering	Roof
Floor	By Customer	Outside finishing	Inox Scotch Brite
Roof	UNIVERSAL - Blanco A1		

OTHER ACCESSORIES
Enabling key for the cabin button pad, double insertion
Guides dimension 2.5 m
Manual pump
Manostat with overweight signal
Two speed
Telephone
Full height Infra-red curtain
Automatic control 2010
Roof covering



Preliminary Drawings L. Del Bianco	1° STESURA 26/02/13
Final Design Drawings	
SCALE OUT OF SCALE	SHEET 2/2