

**ELEVATOR
BOUTIQUE**

E1 SWING DOOR

PRE-ENGINEERED RANGE



**"IT IS MORE THAN JUST
AN ELEVATOR, IT IS A
WINNING PROCESS."**

The E1 Swing Door will transform your home and elevate your everyday experience at the touch of a button.

Smart engineering, premium craftsmanship and state of the art technology means safety will always be the number one priority.

LES KATZ

CHAIRMAN



E1

A photograph of a modern interior space. On the left, a dark wood wall features a large, pre-engineered wine rack with a repeating zigzag pattern. Numerous wine bottles are stored in the rack, some with white labels and others with gold foil. To the right of the wine rack is a glass door or partition with a black frame and a vertical rectangular light fixture. The floor is made of light-colored stone tiles.

EXCLUSIVE AND DIFFERENT

The pre-engineered range offers affordable, preselected designs and finishes, quicker installation times, and without compromising on performance.




SPECIFICATIONS

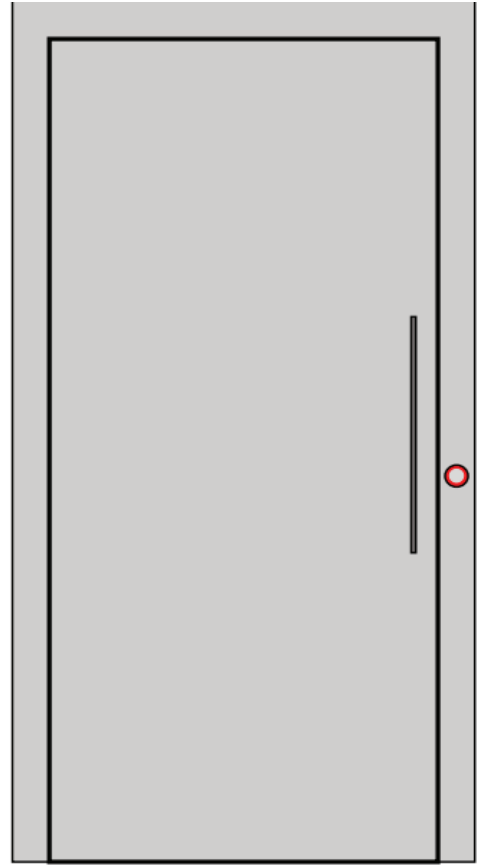
SIZES	40 x 54 in / 40 x 46 in
STOPS	2 Stops (10 ft) / 3 Stops (20 ft) / 4 Stops (30 ft)
CAPACITY	881 / 661 lbs
SPEED	59 fpm
OPENINGS	Single
DRIVE	Hydraulic
SHAFT	By Builder
CABIN DESIGN	Moderna
INTERIOR FINISHES	Matte White A490PP / Matte Black N3S / Brushed Stainless Steel F41PPS
CEILING DESIGN	Spot LED
FLOOR	By Builder
DOOR	Mono C1 RAL Signal White 9003 Orange Peel
DOOR DIMENSIONS	35.4 x 80.7 in
DOOR HANDLE	Style Long Handle Brushed / By Builder



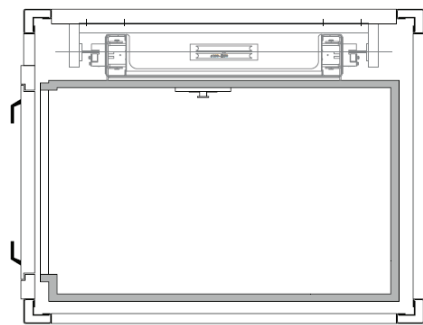
CONFIGURATION & MATERIALS



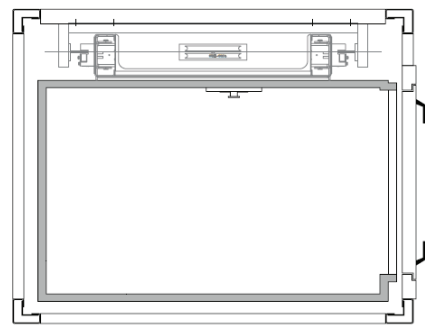
MODERNA CABIN



SOLID DOOR



SINGLE OPENING
LEFT




SINGLE OPENING
RIGHT

WALLS / CEILING / CAR OPERATING PANEL



A490PP
Matte White
Italian Skinplate




N3S
Matte Black
Italian Skinplate



F41PPS
Brushed Stainless Steel Look
Italian Skinplate

DOOR



RAL 9003
Signal White

CEILING DESIGN



Spot LED

STYLE LONG



UNITED STATES

CALIFORNIA

NEVADA

AUSTRALIA

SYDNEY

BRISBANE

MELBOURNE

CANBERRA

PERTH

(855) 326 - 8847